







Object Design

	First semester: Digging in	Second semester: Confirming	Third semester: Engaging	Fourth semester: Questioning one's project	Fifth semester: Validating one's project	Sixth semester: Projecting oneself beyond the DNMADE
	 <p>General, artistic and technological culture (discovering cultural sites and contemporary artists). Tools and means of expression and communication. Fundamental expertise (artistic, technical and workshop rules). Analyzing and developing a personal approach. Apprehending the field of design through real projects.</p> 	<p>General, artistic and technological culture (discovering cultural sites and contemporary artists). Tools and means of expression and communication. Fundamental expertise (artistic, technical and workshop rules). Defining a personal approach.</p>  <p>Understanding the steps of object design: short projects and workshops. Participation in ongoing professional events (exhibitions, meetings). Doing an interview with a professional designer.</p>	<p>Creating one's personal cultural, artistic and technological culture. Mastering conception and fabrication techniques.</p>  <p>Doing a project with a partner. Problematizing and developing the steps in designing objects. Leading a global project throughout multiple stakes (social, ethic, economical, ecological...). Engaging in professional ongoing events. Communicating one's professional identity through a website portfolio. Preparing oneself for a European certification (TOEIC/TOEFL)</p>	<p>Mastering conception and fabrication techniques. Acquiring more autonomy in one's project and defending one's own views. Identifying a field of reasoning in object design. Leading a global project throughout multiple stakes (social, ethic, economical, ecological...). Subjecting one's final year project: report and diploma</p> 	<p>Feedback on one's professional experience. Defending one's personal project post-DNMADE. Finding a topic with a professional partner. Internship feedback through an oral and written presentation. The report: Presentation of the table of contents at the beginning of the year.</p>  <p>Written report to be returned at the end of the Toussaint vacation. -Project: project in writing, first research, partnership confirmed. Making new artistic projects for portfolio. What future after the DNMADE? Professional career, prolonged studies?</p>	<p>Finalizing one's diploma while building one's future after the DNMADE. Elaborating one's artistic singularity beyond the diploma. Organizing a collaboration with first year students concerning the final year diploma. Preparing one's post DNMADE orientation: resume, portfolio, interviews. The project will be presented to a jury with the chosen partner, Project follow-up. Final oral examination.</p> 