

Sequence - Presenting a company

Context: You are back from your first work experience. In order to share experiences with your classmates, you make a slideshow to present the company you have discovered.

Mission : You present your company to the class.

Activité langagière : Expression orale en continu

Descripteurs correspondants : Peut faire une description brève et élémentaire d'une entreprise dans son domaine professionnel.

Niveau : A2+/B1

Critères d'évaluation :

- Expression orale en continu /5
- Intelligibilité / recevabilité linguistique /5
- Qualité du diaporama /5



Source : Freepik


- ✓ **Step 1** : Understanding information about companies
- ✓ **Step 2** : Presenting jobs and roles in a company
- ✓ **Step 3** : Answering questions about my work placement
- ✓ **Step 4** : Drawing a plan of the company
- ✓ **Step 5 (mission)** : Let's prepare the mission and present your company to the class

Sequence - Presenting a company

STEP 1. Understanding information about companies

CO-A2+ : Peut comprendre et extraire les informations principales de courts passages enregistrés si le débit est lent et la langue clairement articulée.

Méd/Coop-A2+ : peut demander l'avis de quelqu'un sur une idée, peut faire des propositions simples.

Task 1. Listen to the document and give the information for each type of company. 



Microenterprise

Employees :

Turnover :



Small and medium-sized company

Employees :

Turnover :



Intermediate-sized company

Employees :

Turnover :



Large company

Employees :

Turnover :

Pictures from Freepik

Task 2. Work in groups. According to you, what are the 4 most important companies in the world?




1.
2.
3.
4.

Task 3. Now, watch the video and take notes : 

<https://www.youtube.com/watch?v=SM2zbSJLMqM>

Name	Turnover	Type of industry / products sold	Type of company
N°1 :			
N°2 :			
N°3 :			
N°4 :			

Were you right? 

Task 4. Listen to the presentation of L'Oréal and fill in the blanks with the correct information. 

L'Oréal is a French founded in

They cosmetics : for professionals and consumer products.

In the group bought out the company Body Shop. L'Oréal is

in 140 over Europe,, Africa and 86,000

..... work for this It has a of more than billion

euros.

Compétence A4 : entre 13 et 14 info : B1 / entre 9 et 12 infos : A2+ / entre 4 et 8 infos : A2 / moins de 4 infos : A1+

Task 5. Work in groups. Pick a card and present the company orally to your group. Can they guess what company you are talking about?

Description n°1 :

→ name of the pupil : → name of the company :

Description n°2 :

→ name of the pupil : → name of the company :

Description n°3 :

→ name of the pupil : → name of the company :

Description n°4 :

→ name of the pupil : → name of the company :

<p>Chain of fast food restaurants American Created in 1954 in Miami Present in a lot of countries of the world Products : hamburgers, fries, salads, milk shakes... 34,800 employees Turnover : 363 million dollars Colours of the logo : blue, yellow, red and blue <u>ANSWER : Burger King</u></p>	<p>Multinational corporation American Created in 1886 in Atlanta Products : nonalcoholic beverages, fizzy drinks 62,600 employees Turnover : 31 billion dollars Famous logo Colours : red and white <u>ANSWER : Coca-Cola</u></p>
<p>Multinational corporation German Created in 1924 by two brothers Products : shoes, clothing and accessories 57,000 employees Turnover : 21 billion euros Logo : three black stripes <u>ANSWER : Adidas</u></p>	<p>European multinational group Swedish Created in 1943 Products : furniture and home accessories 211,000 employees Turnover : 41 billion euros Logo : blue and yellow <u>ANSWER : IKEA</u></p>
<p>Luxury company French Created in 1909 Products : clothes, luxury products and accessories 20,000 employees Turnover : 10 billion euros Colours of the logo : two letters written in black. <u>ANSWER : Chanel</u></p>	<p>Multinational corporation American Created in 1964 It takes its name from a Goddess Products : sportswear, shoes, sports equipment 73,000 employees Turnover : 36 billion dollars Famous logo : black, its name is "swoosh" <u>ANSWER : Nike</u></p>
<p>Multinational food manufacturing company American Created in 1906 34,000 employees Turnover : 13 billion dollars Products : cereals such as corn flakes Logo : red <u>ANSWER : Kellogg's</u></p>	<p>Car manufacturer Italian Created in 1939 Products : luxury sports cars 3,300 employees Turnover : 3 billion euros Logo : a black horse <u>ANSWER : FERRARI</u></p>

<p>Big company French Created in 1933 A lot of shops in the world Products : clothing, shoes, perfumes 5,000 employees Turnover : 2 billion euros Logo : a green crocodile <u>ANSWER : Lacoste</u></p>	<p>Fashion house and luxury retail company French Created in 1854 Products : clothes, shoes, watches, jewelry, accessories, sunglasses 121,000 employees Turnover : 5 billion euros Logo : a black “L” and a black “V” <u>ANSWER : Louis Vuitton</u></p>
<p>Chain of fast food restaurants American Created in 1940 by two brothers Products : hamburgers, fries, salads, milk shakes... 210, 000 employees Turnover : 21 billion euros Logo : a yellow M <u>ANSWER : Mc Donald’s</u></p>	<p>Multinational corporation French Created in 1919 Products : dairy products, yoghourts, baby food, water 105,700 employees Turnover : 24 billion euros Logo : blue and white <u>ANSWER : Danone</u></p>

<p>Multinational electronics company South Korean Created in 1969 Present in a lot of countries of the world Products : batteries, sensors, flash memory devices, tabs, mobile phones... 320,000 employees Turnover : 221 billion dollars Logo : its name written in blue <u>ANSWER : Samsung</u></p>	<p>French brand Created in 1940 in Parthenay Products : pasta, sauce, rice 1,8000 employees Turnover : 576 million dollars Logo : green, yellow, red and the name is written in white <u>ANSWER : Panzani</u></p>
<p>Multinational technology company American Created in 1976 Products : electronics, softwares, mobile phones, computers, watches... 137, 000 employees Turnover : 260 billion dollars Logo : a black fruit <u>ANSWER : Apple</u></p>	<p>German automaker Created in 1937 Products : automobiles, commercial vehicles, motorcycles 302,000 employees Turnover : 235 billion euros Logo : a “V” and a “W” <u>ANSWER : Volkswagen</u></p>


Sequence - Presenting a company

STEP 2. Presenting jobs and roles in a company

CE-A2+ : peut rechercher des informations simples sur internet.
EE-A2+ : peut écrire des phrases simples en lien avec son domaine professionnel.



Task 1. Choose a few persons who work in your company and give their position in French. Then try to find a translation in English, and explain what the aim of this job is.  

Name	Position, in French	Position, in English	Aim of the job

Task 2. Present each person to your group. Make correct sentences. 

STEP 3. Answering questions about my work placement

EE-A2+ : peut comprendre et répondre à des questions simples dans son domaine professionnel.

Task 1. Answer the questions. You can use your mobile to find information and/or translations.  

- 1) What is the name of the company you worked at ?
- 2) Where is this company situated ? Give details.
.....
- 3) What is the sector of activity of this company ?
- 4) How many employees are there ?
- 5) What is the turnover of the company ?
- 6) What type of company is it ?
- 7) What is the name of the manager ?
- 8) What was the name of your tutor ?
- 9) How would you describe your co-workers and the working atmosphere?
- 10) Did you like working in this company ?

Sequence - Presenting a company


STEP 4. Drawing a plan of the company

CE-A2+ : peut comprendre des textes courts avec une fréquence élevée de langue quotidienne.

EE-A2+ : peut faire une description très brève d'un lieu.

Task 1. Draw a plan of your company and give the name of each place. 

Task 2. Now, present your plan to your group :

- Explain where the entrance is. 
- Give the number of rooms.
- Use the prepositions of place to locate each place/room (you can use the dialogue from task 1 to help you)

MISSION TIME !

You are now ready for your mission!

Remember ?

Context: You are back from your first work experience. In order to share experiences with your classmates, you make a slideshow to present the company you have discovered.

Mission : You present your company to the class.

You must :

1st STEP :

- Create a slideshow about your company
- Use the methodology paper to create your slideshow. Remember, you mustn't write too much text. Put photos, figures, drawings, titles, legends ...
- Use the mind map to be inspired!
- Write the text you want to say orally on a paper

2nd STEP :

- Get prepared for your presentation
- You can have a paper with key words on it, don't read your text !
- Train at home or with a classmate

Sequence - Presenting a company

Grille d'évaluation pour îlots

<p>Name of the student :</p> <p>.....</p> <p>Name of the company that is presented :</p> <p>.....</p>	<p style="text-align: center;">Positive aspects of the presentation (circle your answers)</p> <p style="text-align: center;"><u>About the slideshow</u> Clear slideshow - photos - not too much text - a lot of information - beautiful presentation</p> <p style="text-align: center;"><u>About the student</u> voice - posture - look - gesture</p> <p style="text-align: center;"><u>About the presentation in English</u> good grammar / not a lot of grammar mistakes - good vocabulary - good pronunciation</p>	<p style="text-align: center;">Negative aspects of the presentation (circle your answers)</p> <p style="text-align: center;"><u>About the slideshow</u> Not a clear slideshow - no /few photos - too much text - few/missing information - not a beautiful presentation</p> <p style="text-align: center;"><u>About the student</u> voice - posture - look - gesture</p> <p style="text-align: center;"><u>About the presentation in English</u> grammar mistakes - bad vocabulary - bad pronunciation</p>
<p>Name of the student :</p> <p>.....</p> <p>Name of the company that is presented :</p> <p>.....</p>	<p style="text-align: center;">Positive aspects of the presentation (circle your answers)</p> <p style="text-align: center;"><u>About the slideshow</u> Clear slideshow - photos - not too much text - a lot of information - beautiful presentation</p> <p style="text-align: center;"><u>About the student</u> voice - posture - look - gesture</p> <p style="text-align: center;"><u>About the presentation in English</u> good grammar / not a lot of grammar mistakes - good vocabulary - good pronunciation</p>	<p style="text-align: center;">Negative aspects of the presentation (circle your answers)</p> <p style="text-align: center;"><u>About the slideshow</u> Not a clear slideshow - no /few photos - too much text - few/missing information - not a beautiful presentation</p> <p style="text-align: center;"><u>About the student</u> voice - posture - look - gesture</p> <p style="text-align: center;"><u>About the presentation in English</u> grammar mistakes - bad vocabulary - bad pronunciation</p>
<p>Name of the student :</p> <p>.....</p> <p>Name of the company that is presented :</p> <p>.....</p>	<p style="text-align: center;">Positive aspects of the presentation (circle your answers)</p> <p style="text-align: center;"><u>About the slideshow</u> Clear slideshow - photos - not too much text - a lot of information - beautiful presentation</p> <p style="text-align: center;"><u>About the student</u> voice - posture - look - gesture</p> <p style="text-align: center;"><u>About the presentation in English</u> good grammar / not a lot of grammar mistakes - good vocabulary - good pronunciation</p>	<p style="text-align: center;">Negative aspects of the presentation (circle your answers)</p> <p style="text-align: center;"><u>About the slideshow</u> Not a clear slideshow - no /few photos - too much text - few/missing information - not a beautiful presentation</p> <p style="text-align: center;"><u>About the student</u> voice - posture - look - gesture</p> <p style="text-align: center;"><u>About the presentation in English</u> grammar mistakes - bad vocabulary - bad pronunciation</p>

Sequence - Presenting a company

Context: You are back from your first work experience. In order to share experiences with your classmates, you make a slideshow to present the company you have discovered.

Mission : You present your company to the class.

Niveau visé : A2+

S'exprimer en continu	Intelligibilité /recevabilité linguistique
Degré 1 : A1+	Degré 1 : A1+
Produits des énoncés très courts, stéréotypés, ponctués de pauses et de faux démarrages. 1 pt	S'exprime dans une langue qui est partiellement compréhensible. 1 pt
Degré 2 : A2	Degré 2 : A2
Produit un discours simple et bref. 2-3 pts	S'exprime dans une langue compréhensible malgré un vocabulaire limité et des erreurs. 2-3 pts
Degré 3 : A2+	Degré 3 : A2+
Produit un discours articulé et pertinent. 4-5 pts	Prononciation globalement correcte, utilise un vocabulaire approprié 4-5 pts
<i>Degré 4 : B1 (pour info, même note que A2+)</i>	<i>Degré 4 : B1 (pour info, même note que A2+)</i>
<i>Produit un discours argumenté et informé</i>	<i>S'exprime dans une langue correcte, fluide, qui s'approche de l'authenticité.</i>
/5	/5

Qualité du diaporama

Qualité des informations choisies, organisation, images, pas trop de texte, respect des consignes...

/5

Compétences à cocher : B11 – B13 : A1+ A2 A2+ B1

/15