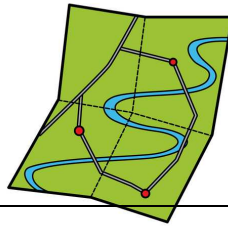

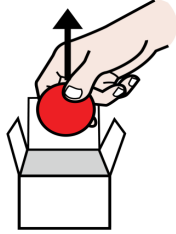





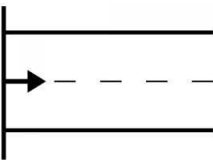
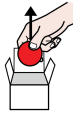


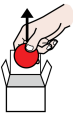

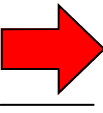



Treasure hunt :
Directionnal Vocabulary





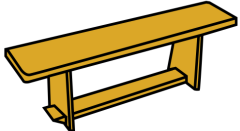


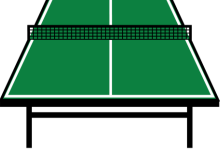





	Backward		Take
	Forward		steps
	left		right
	towards		start at

 1   → Take one step forward.
 3   → Take three steps to the right.

Treasure hunt :
Schoolyard vocabulary

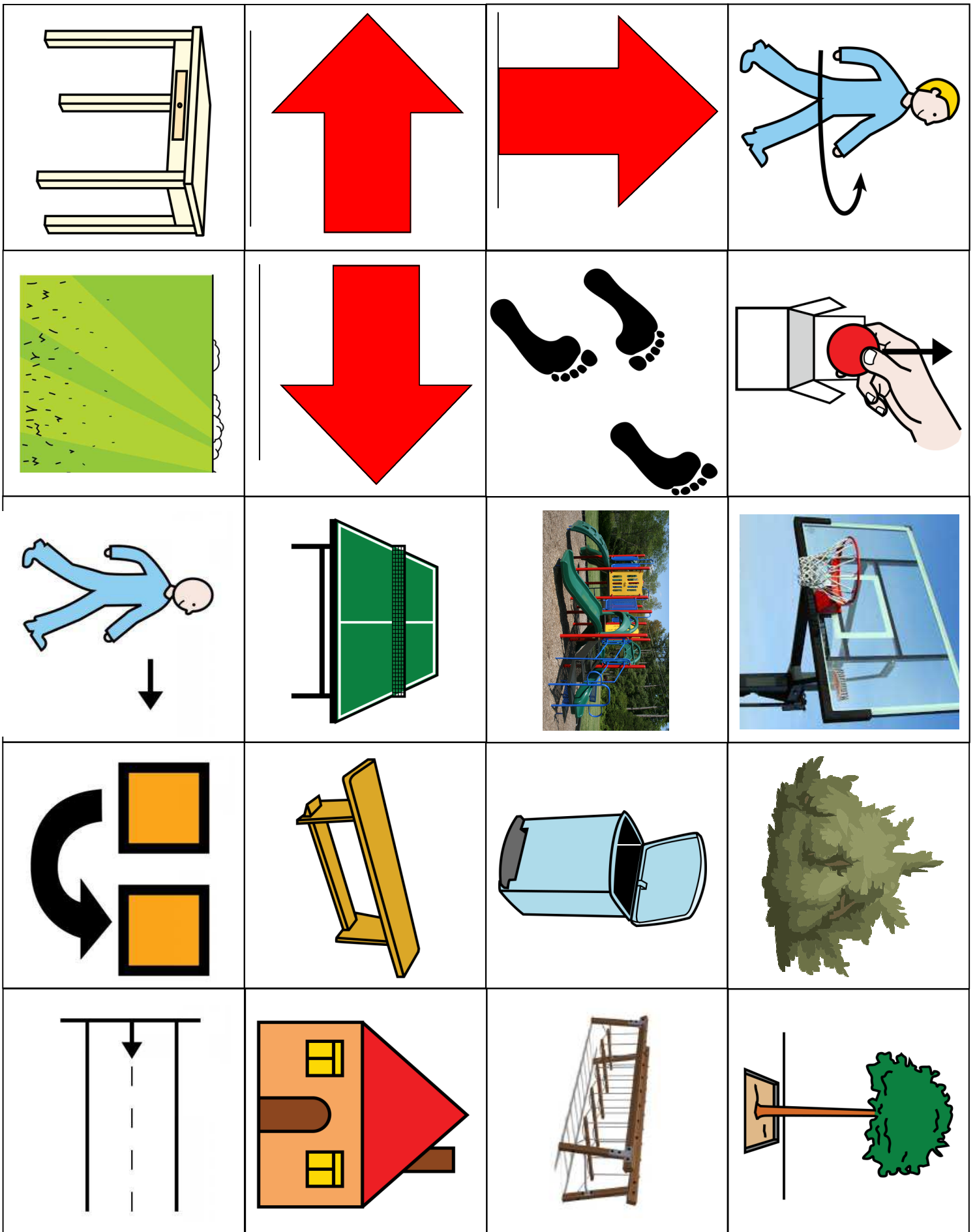


		
A basketball net	A bush	A playground
		
A bin	A bench	A house
		
A monkey bridge	A ping-pong table	A table
		
A tree	The grass	




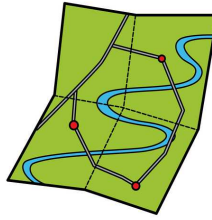
E. Antonios/V. Beckmann—DSDEN 44—2015—graphismes S. Palao, site arasaac.org

Ce(tte) œuvre est mise à disposition selon les termes de la [Licence Creative Commons Attribution - Pas d'Utilisation Commerciale - Partage dans les Mêmes Conditions 3.0 non transposé.](https://creativecommons.org/licenses/by-nc-sa/3.0/)



Treasure hunt :

The messages




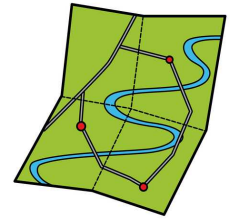
		→Start at the bench.		
	3			→Take three steps to the right.
	22			→Take twenty-two steps towards the basketball net.



E.Antonios/V.Beckmann—DSDEN 44—2015—graphismes S.Palao, site arasaac.org
 Ce(tte) œuvre est mise à disposition selon les termes de la [Licence Creative Commons Attribution - Pas d'Utilisation Commerciale - Partage dans les Mêmes Conditions 3.0 non transposé.](https://creativecommons.org/licenses/by-nc-sa/3.0/)

Treasure hunt :

The messages

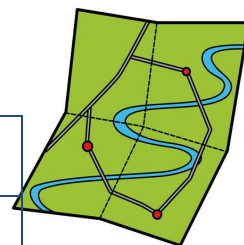


		→Start at the bench.		
	3			→Take three steps to the right.
	22			→Take twenty-two steps towards the basketball net.




E.Antonios/V.Beckmann—DSDEN 44—2015—graphismes S.Palao, site arasaac.org
 Ce(tte) œuvre est mise à disposition selon les termes de la [Licence Creative Commons Attribution - Pas d'Utilisation Commerciale - Partage dans les Mêmes Conditions 3.0 non transposé.](https://creativecommons.org/licenses/by-nc-sa/3.0/)

My treasure hunt at school :



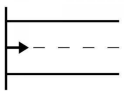



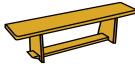








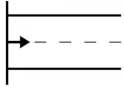



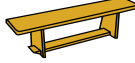

















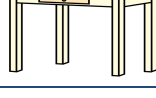



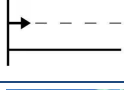





















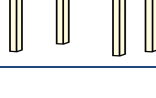



Name :	_____	_____	_____
	_____	_____	_____



Messages :

1					
2					
3					
4					
5					
6					



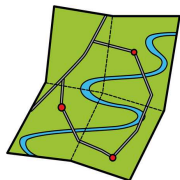
Étiquettes pour l'écriture des messages



© Antonios/V.Beckmann—DSD 44—2015—graphismes S.Palao, site arasaac.org

Ce(tte) œuvre est mise à disposition selon les termes de la [Licence Creative Commons Attribution - Pas d'Utilisation Commerciale - Partage dans les Mêmes Conditions 3.0 non transposé](https://creativecommons.org/licenses/by-nc-sa/3.0/).

[Licence Creative Commons Attribution - Pas d'Utilisation Commerciale - Partage dans les Mêmes Conditions 3.0 non transposé](https://creativecommons.org/licenses/by-nc-sa/3.0/).




Nom :	
Prénom :	

Compétences	Mon avis	L'enseignant
Je suis capable d'écrire un message à partir d'un vocabulaire connu.		
Je comprends un message oral comprenant du vocabulaire connu.		
Je connais le vocabulaire directionnel.		

Evaluation anglais « Treasure hunt » :

Exercice 1 : Ecrire un message

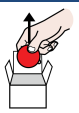



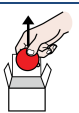



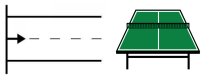
Remets les étiquettes dans l'ordre pour reconstituer les messages correspondant aux étapes du trajet.



1				
2				
3				
4				


Exercice 2 : Compréhension orale

Numérote les phrases dans l'ordre dans lequel elles sont dictées.

Number	Sentence
	 8   
	Take twenty-one steps towards the bin.
	 75   
	Take ten steps to the left.
	
	Go to the ping-pong table.

Exercice 3 : Connaissance du vocabulaire directionnel

Associe chaque image à son écriture :



- forward
- to the right
- towards
- to the left
- backward

45	The bridge	The playground.	Take
Steps	32	21	The bin #1.
Take	Towards	The house #4.	Towards
Take	Start at	Steps	Steps
Towards			

45	The bridge	The playground.	Take
Steps	32	21	The bin #1.
Take	Towards	The house #4.	Towards
Take	Start at	Steps	Steps
Towards			

45	The bridge	The playground.	Take
Steps	32	21	The bin #1.
Take	Towards	The house #4.	Towards
Take	Start at	Steps	Steps
Towards			

45	The bridge	The playground.	Take
Steps	32	21	The bin #1.
Take	Towards	The house #4.	Towards
Take	Start at	Steps	Steps
Towards			

45	The bridge	The playground.	Take
Steps	32	21	The bin #1.
Take	Towards	The house #4.	Towards
Take	Start at	Steps	Steps
Towards			

45	The bridge	The playground.	Take
Steps	32	21	The bin #1.
Take	Towards	The house #4.	Towards
Take	Start at	Steps	Steps
Towards			

