

De bonnes idées pour travailler l'anglais en période confinement

Fiona Ratkoff, IA-IPR d'anglais

« When love and skill work together,
expect a masterpiece »

John Ruskin

Aidez-moi à donner un nom à ma chaîne YouTube!

Il n'y a pas de webinaires pendant les vacances.

L'objectif de ce webinaire est de:

- Mutualiser les bonnes idées
- Veiller à maintenir l'engagement des élèves dans la durée
- Développer les compétences des élèves autrement
- Aider les parents
- Contribuer à bien vivre le confinement
- Stimuler la créativité
- Garder le contact avec les élèves
- Créer des habitudes positives et durables dans le temps

Courrier aux chefs d'établissements du 2 avril

progressivement, avec un accompagnement à distance, de nouvelles connaissances et compétences. L'évaluation mise en place pendant cette période devrait donner la priorité à la dimension formative avant toute autre. Constitutive de tout apprentissage, cette évaluation permet à l'enseignant d'avoir un retour sur ce que les élèves ont compris, sur les difficultés qui ne sont pas encore surmontées afin d'identifier leurs besoins pour ajuster au mieux l'accompagnement. Pour l'élève, elle lui permet de comprendre ce qu'il réussit et ce qu'il doit encore travailler, elle l'aide à développer des démarches d'autoévaluation et d'amélioration. Cette évaluation n'est pas nécessairement accompagnée de notation chiffrée.

La question de l'évaluation sommative ou certificative ne nous semble pas à privilégier pendant la période de confinement. Les élèves sont soumis, comme nous tous, au stress engendré par cette situation anxiogène, et les moyens à leur disposition pour réaliser les tâches demandées sont au mieux inégaux, au pire reproducteurs d'iniquités. Nous reviendrons vers vous quand les modalités d'évaluation des élèves pour cette fin d'année, notamment les modalités des examens, seront précisées, au regard de la situation tout à fait exceptionnelle que nous vivons en ce moment.

Karine Bodier

Activités à faire sans écran

ACTIVITÉS À FAIRE SANS ÉCRAN

<p>CRÉÉ A partir d'un thème (exemple :la nourriture, le sport , la musique , ...) et du vocabulaire trouvés dans ton lexique à la fin de ton manuel, créé une carte mentale illustrée. (voir l'exemple ICI)</p>	<p>PARLE ET OBSERVE Remplace un mot français par un mot en anglais dans toutes tes phrases quand tu parles avec quelqu'un de ton entourage et observe si on te comprend...</p>	<p>PRÉPARE UN EXPOSÉ Prépare un petit exposé sur ta passion ou un sujet de ton choix pour le retour en classe. Exemple :un pays où l'on parle anglais (capitale/continent/ attractions touristiques)</p>	<p>RELAX devant un écran Regarde un film en VO avec des sous titres français</p>	<p>JONGLE Avec un ballon au pied ou des balles à la main , jongle en disant un mot en anglais à chaque fois que tu touches la balle . Combien de jongles parviens tu à faire ?</p>	<p>WEDNESDAY</p> <p>You are off work ; just relax, and when in bed count sheep to help you sleep,you may dream in English.</p> 
<p>ÉCRIS Tous les jours, sur ton cahier écris pour expliquer en anglais ce qui a pu te faire rire dans ta journée.</p>	<p>MÉMORISE Seul(e) contre la montre ou contre quelqu'un de ta famille ,choisis 4 phrases à mémoriser dans ton cahier . .Combien de temps te faut-il ?</p>	<p>TROUVE LES MOTS Nomme tout ce qui t'entoure, si tu ne connais pas le mot anglais pour désigner quelque chose , inscris le sur un post it ...et laisse le temps faire le reste pour la mémorisation.</p>	<p>OBSERVE Sois attentif et note tout ce que tu entends ou vois en anglais autour de toi tout au long de la journée.(dans les pubs / films/ produits d'emballage) Quels mots nouveaux as-tu appris ?</p>	<p>CHANTE Essaye de mettre une chanson anglaise dans la tête de tout le monde autour de toi</p>	
<p>RÉFLÉCHIS Trouve un mot qui commence par chaque lettre de l'alphabet pour parler de ce que tu aimes. Exemple : A ,I like Apples.. B ,I like B...</p>	<p>COMPTE Compte aussi loin que tu le peux et repousse tes limites</p>	<p>COMMUNIQUE Appelle un ami et discute en anglais aussi longtemps que possible</p>	<p>PARTAGE Ecris en anglais pour partager de bonnes idées avec tes camarades pour s'occuper pendant ce confinement.</p>	<p>LIS Ouvre ton manuel et cherche un texte à lire qui t'attire.</p>	<p>One sheep jumps over the fence...</p> <p>Two sheep jump over the fence...zzzzzz</p>

Bingo

BINGO CHALLENGE

 <p>Écoute une chanson anglophone et chante la à voix haute.</p>	<p>Parle en anglais pendant 5 minutes (à ta famille, à un ami par téléphone, à un ami en ligne..).</p> 	<p>Lis un livre et décris un personnage que tu adores ou que tu détestes</p> 	 <p>Écris un message à un ami ou un commentaire sur un réseau social en anglais.</p>
<p>En anglais, écris ce que tu as fait aujourd'hui et comment tu t'es senti(e).</p> 	<p>Suis les instructions d'une recette en anglais (cookies, shortbread, pancakes, English Breakfast..). Si tu veux, tu peux en faire un tutoriel ou prendre une photo du résultat final</p> 	<p>Mets ta console (ou ton téléphone) en anglais et joue à un jeu pendant 30 minutes.</p> 	<p>Lis un article sur le site newsinlevels.com</p> 
 <p>Va sur « BBC podcast the English we speak » et écoute un podcast.</p>	<p>Regarde une vidéo en anglais sur un sujet qui te passionne.</p> 	<p>Essaie de comprendre ou de traduire le refrain de ta chanson anglophone préférée.</p> 	<p>Traduis les instructions d'une recette (soit de l'anglais vers le français, soit du français vers l'anglais).</p> 
<p>Écris une liste (en anglais) de 5 choses que tu es impatient(e) de faire lorsque le confinement sera terminé.</p> 	 <p>Regarde un film ou une série qui t'intéresse en anglais sous-titrée français (et pour les plus courageux, un passage de quelques minutes sans sous-titres!</p>	 <p>Écris un message positif sur un post it et colle le à ta fenêtre ou à ta porte pour encourager ou faire sourire les gens qui passent</p>	<p>Va sur learningchocolate.com ou sur learningapps.org et fais des exercices pour réviser ou apprendre du vocabulaire</p>

Chers élèves,

Compte tenu des dernières informations reçus hier de la part du Ministère de l'Éducation Nationale, nous indiquant que les dates des examens sont maintenues après le 18 mai, je veux absolument vous faire une évaluation type Bac en compréhension écrite et expression écrite **aujourd'hui**.

Je vous demande donc de jouer le jeu et de prendre 3h pour faire ce devoir type Bac.

Je suis désolée, de vous prendre un peu de court, mais les informations arrivant au jour le jour, il est difficile d'anticiper.

Vous trouverez sur ce lien, le sujet à télécharger (et à imprimer pour ceux qui peuvent) :



<https://www.loom.com/share/19bd9232429049ffadbf4626fd2180c>

Merci de m'envoyer un message dès que vous aurez cliqué sur le lien, pour me dire si vous avez bien pu télécharger le sujet (**il comporte 8 pages**).

Bon courage,

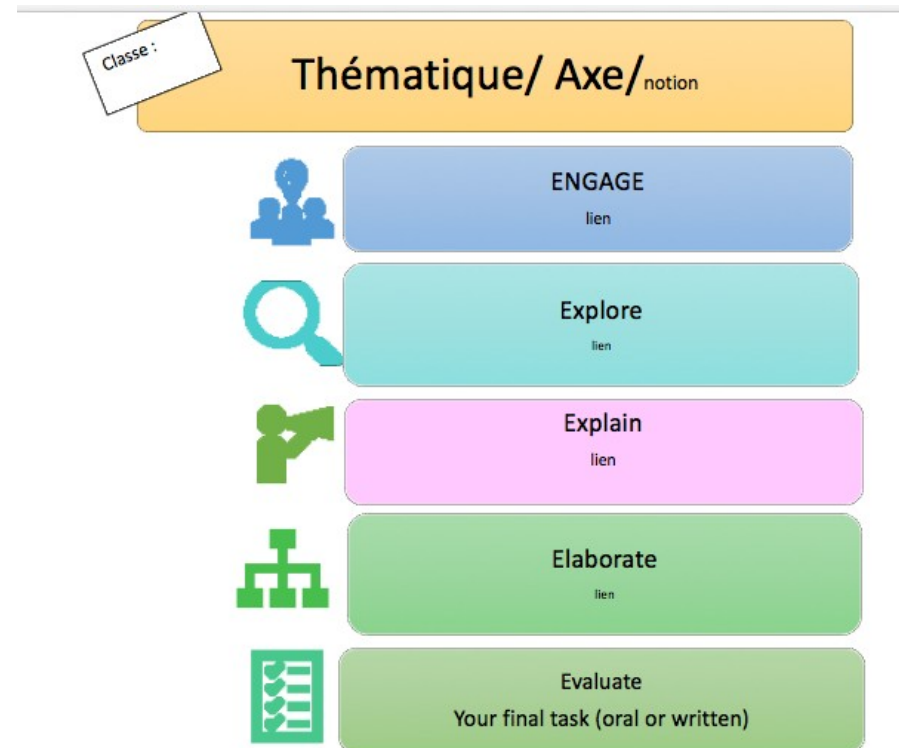
Mme Girard

PS : j'attends vos copies sur ma messagerie elyco ou ac-nantes **avant minuit ce soir**.



Abigail Baffet-See's templates en .doc

<https://drive.google.com/drive/folders/1b7sSMZu7RaYuaCVhU5TzXjEHTmC9XhXz?usp=sharing>



Nous préparons le dernier webinar du confinement: des anecdotes, des moments drôles...

Mme Baffet-See est en train d'écrire un monologue. Un parodie sur les conditions de travail des enseignants en période de confinement. Si vous avez des anecdotes drôles, n'hésitez pas à nous les communiquer à :

abigailsee21@gmail.com, fiona.ratkoff@ac-nantes.fr



**DESPERATE
HOUSEWIVES**
TEACHERLIVES

Starring Mrs. See as "Teacher Mom"

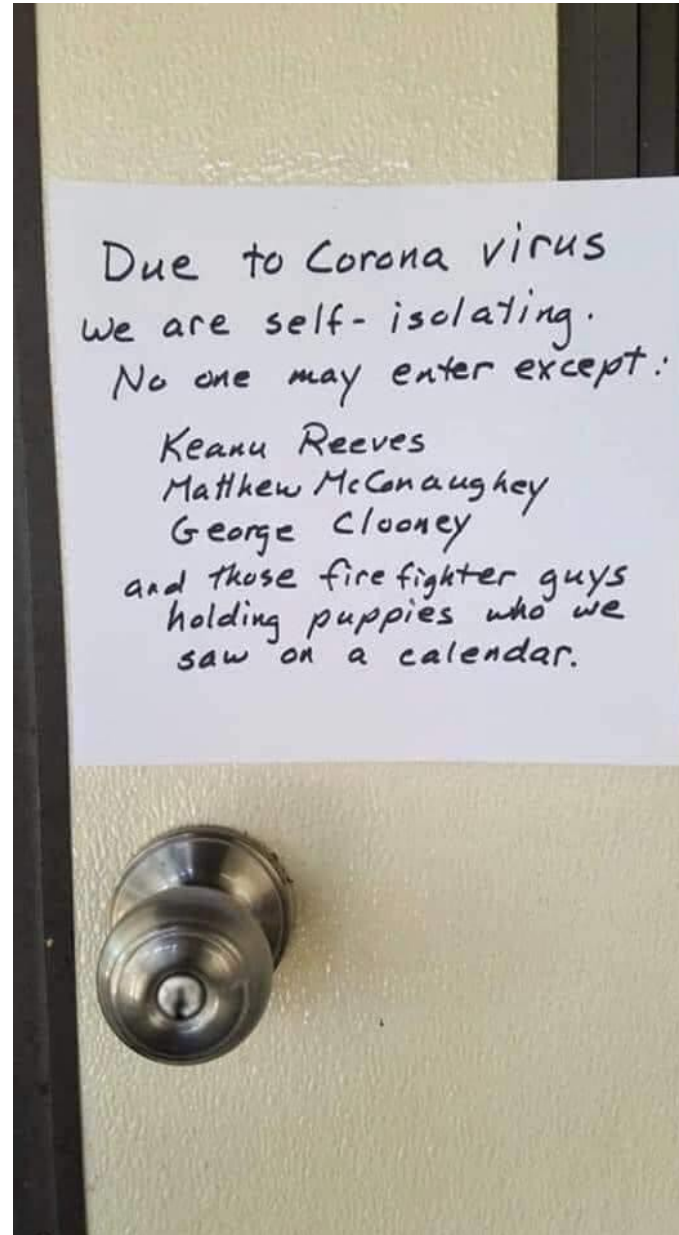
Episode 1: "Gothic Fiction 101"

Who would YOU choose and why?

Due to Corona virus
we are self-isolating.
No one may enter except:

Keanu Reeves
Matthew McConaughey
George Clooney

and those firefighter guys
holding puppies who we
saw on a calendar.



Anne Etienne

<https://www.republicworld.com/entertainment-news/whats-viral/covid-19-funny-memes-amid-lockdown-has-taken-the-internet-by-storm.html>

COVID-19: Netizens Share Funny Memes To Kill Boredom Amid Lockdown

WHAT'S VIRAL

People are sharing their indoor experiences amid lockdown due to COVID-19 by posting pictures that are sending jitters of laughter across the internet.

Written By [Zaini Majeed](#) | Mumbai | Updated On: March 31, 2020 13:25 IST

In British Columbia, people hang hearts in their windows to show support. How many hearts have you hung? I have hung hearts. (note: the present perfect)

Pendant une CV sur le CNED

MY DAILY ROUTINE DURING THE LOCKDOWN...



DURING THE LOCKDOWN WHAT HAVE YOU
DONE ? ✓

WHAT HAVEN'T YOU DONE (YET) ? ✗

- Do gym
- Watch a film in English
- Read a book
- Attend a virtual class
- Miss school and my teachers
- Sing
- Tidy my room
- Make my bed
- Play football
- Speak English
- Meet myfriends
- Organise a party
- Draw
- Clap for doctors and nurses
- Take photos
- Text my friends

WHAT IS THE FIRST THING YOU WILL DO
WHEN THE LOCKDOWN IS OVER (FINISHED) ?

When the lockdown is finished /
over, I will...


LET'S PLAY GAMES NOW!

WHAT'S THIS ?



This is a sandcastle





This is Captain
America's shield.
He is confined
with me !



Respond to art with a poem:
ekphrastic poetry


Ingrid Gouverneur

Tous niveaux : 6^{ème} à LLCER

<https://www.npr.org/2020/04/01/823853480/social-distance-a-community-style-poem-to-help-you-feel-less-isolated>

Kadir Nelson's *Heatwave* and Salvador Dali's *Young Woman At A Window*. Both show women inside looking longingly out into the world.

Create your own community poem of hope!



My lockdown diary

Zelia Malhaire

<https://www.mylockdowndiary.com/?fbclid=IwAR0G3KgCfRfnr2FXhElumzR2SigQB3bEYXfOu1m9m0g8tqL2RnQPoprJL2w>

L'artiste néo-zélandais Stephen McCarthy a créé un modèle de journal intime illustré, spécial pour le confinement.

Ce journal est gratuit et peut être téléchargé sur le site de l'auteur.

Il propose des activités quotidiennes et constitue un moyen, selon M. McCarthy, de garder un souvenir positif de la période de confinement.

Il y a quatre semaines d'activités quotidiennes à imprimer avec un grand nombre de parties à compléter ou adapter.



So you're stuck at home on lockdown from Covid-19? Bummer. Well let's make the most of it with some isolation appreciation and your own lockdown diary.

WHO ARE YOU HOME WITH?

WRITE WHAT YOU APPRECIATE ABOUT THESE PEOPLE.

NAME _____

NAME _____

NAME _____

NAME _____

NAME _____


NAME _____

IF YOU NEED MORE, PRINT ANOTHER

WHY A LOCKDOWN DIARY?

EVEN THOUGH THE WORLD

Just became pretty different

There's still a lot to 

APPRECIATE.


THE SMALL THINGS you might not have noticed before

TELL THE FUTURE YOUR STORY.

WRITE
How you
ARE
Feeling

DRAW THE VIEW

FROM YOUR BEDROOM WINDOW.



Is there something you didn't notice before? _____

Adapt a song

You are the dancing queen, young and sweet, now in quarantine...

See that girl, watch that scene, but only through a screen....

Well you can tell by the way I wash my hands

I'm Corona free, won't take no chance

Toilet paper and latex gloves

I've been ready for this since I was born

And now it's all right, it's ok

You may look the other way

You can try to understand

The Corona virus's effect on man

Whether you're a brother or whether you're a mother

You're stayin' inside, stayin' inside...

Feeling the city breaking and everyone shaking

You're stayin' inside, stayin' inside...

Ha...ha...ha...ha

Stayin' inside

Stayin'
alive

Je vous envoie un lien vers la corona song que je trouve intéressante pour faire chanter nos élèves:

<https://www.youtube.com/watch?v=CimlhTewYOc>

Linda Bendoumia

Christine
Hubert

Des lino : c'est
gratuit, facile à
utiliser et
permet une
collaboration
intéressante
avec les élèves

The screenshot displays a digital workspace titled "Imaginary Worlds" on the Lino platform. The workspace is organized into several colored boxes:

- Green Box (Top Left):** "Big Fish : In your opinion why does the father tell tales?"
- White Box (Top Middle):** "Big Fishpicture gallery.pdf" with a "Download (90KB)" link. Below it, text reads: "Exercises done in class Can anyone add a post with what we wrote on the board together? Words in bold in the summary to be remembered".
- Yellow Box (Top Right):** "The Tell-Tale Heart" with a "Read the story" link. Below it, text reads: "Prepare a reading sheet: give the gist of the story how things stand at the start how things change, what leads to these changes, How things stand at the end, the different locations, the characters, Be ready to exchange with your partners". A date stamp "[7] Tue, Mar 24" is visible.
- Light Green Box (Middle Left):** "Phrases: I've got bigger fish to fry He's a queer fish I smell something fishy There are plenty of other fish in the sea Are you fishing for compliments? That's a different kettle of fish Can you add more phrases with the word fish?"
- Light Green Box (Middle Right):** "tale /teɪ/ a fictitious or true narrative or story, especially one that is imaginatively recounted. (oxford dictionary) Why do people tell tales? Why are fairy tales so fascinating?"
- White Box (Bottom Middle):** "docs pour LLCE POE.zip" with a "Download (438KB)" link.
- White Box (Bottom Right):** "fiche 2 writing corrigé.pdf" with a "Download (64KB)" link. Below it, text reads: "Writing, Tuesday 31st March Worksheet correction".
- Yellow Box (Far Right):** "Writing: Given : Tuesday, March To be done : Thursday Virtual class at 5 Write the back cover presentation of the film the readers or the author Refaire également le challenge-id=87e627584e41ddf221_1585".
- Purple Boxes (Bottom Left and Middle):** Both dated "Thursday, April 2nd". The left one says: "The Tell-tale heart is a short story written by Edgar Allan Poe who loves to torture his main character with a vulture-eye, haunting him each day and night until he kills the eye owner one". The middle one says: "In this fantastic new short story from Edgar Allan Poe, we follow the short story, in the first person, of a man who is convinced of his own lucidity. Nevertheless, this man has".

The interface includes a top navigation bar with icons for home, help, power, and search. A calendar widget is visible in the top right corner, and a "Highlight New" button is present in the yellow box area.

<http://linoit.com/users/hubbie1966/canvases/Imaginary%20Worlds%20>

Les élèves mettent leurs productions



Watch the video, be ready to talk about it
A commencement speech : a graduation speech
[Wed, Mar 25]

Location and forms of power.pdf
Download (345KB)
Vocabulary survival tools

minism is supposed to let women make their choices but we see that in the first image, the boy says that all

Location and forms of power- Women's lib
Many young people today seem to think the fight for sex equality is outdated. Would you say that is true?

feminism 1.pdf
Download (341...)
let's break up in 5 groups will comment on these 4 pictures
The last group can comment on "10 ways how being a stay-at-home dad made my wife a man"



Camille, Mathilde and Ella Doc 3A
This document is a cartoon. In this document we can see two boys discussing their position on feminism. In the first frame, the two boys claim to be feminists. Then later, we discover that this desire to be a feminist is only the consequence of a misogynistic thought which is: women who are for the law about abortion are more beautiful than women who are against. Another character therefore appears and asks him about this statement. How can one be a feminist if our determination is only a misogynistic stereotype?
In response, the two boys get angry and the other character

group: Lénaïg Eva Yasmine
picture: real and anti feminist writer
description:
This drawing is a caricature of 2 women: a feminist and a non-feminist. We see in this picture on one side an anti-feminist writer who is wearing a very short pink dress with a cocktail and an apple computer. On the other side we can see a woman who doesn't pay attention to herself and who is working on the floor in a dirty and untidy room. In addition, she writes on important subjects like capitalism, consumerism ... while the other writes on superficial themes.
message:
This shows the stereotypes about



Lucie, Adèle A, Inès,
The comics shows to do for art class. The flowers and the boy He looks ridiculous drew like a little boy prejudices, and still between men and w
Through this comics for gender equality l are things for woma
learn More because that.



téphanie Chauvel: What to do for someone's birthday?



If you liked this activity, you can do the same for a friend of yours or a relative. They'll be quite happy, for sure!!! :)

Prepare a little something for your teacher's birthday and send it on D-Day.



It can be:

- a voice message
- a short video* (either made with your phone or found on the internet)
- a song
- a joke
- a drawing with a few words in English
- a short poem
- an acrostic
- a photo* (a smile, an animal, a flower, objects, nature...) with a few words in English
- 'I have a better idea' :

* si je réalise une vidéo ou si j'ai fait une photo, j'ai bien attention à ne pas apparaître directement pour respecter le droit à l'image.

C'est commun à toutes mes classes, en plus de l'espace 'anglais' spécifique à chaque classe.

Mrs Parsons's workshop

Do it Yourself
Do it Ourselves: teach someone something

Recipes, Art, song writing...

Illustrated jokes - drawing inspiration from the jokes pinned to the board in room B119, do you know any jokes in English that could be fun to illustrate?

What do you call a deer with no eye?



So, you've got talent? Why don't you share it, then?

Ajouter un bloc de contenu Modifier la présentation

Cooking

Here are a few recipes from English speaking world for you to **try**. Click on the pictures to get to the recipe.

SWEET

SAVOURY

More to come soon...; ask if you have any specific cravings.

You enjoy cooking and wish to **share your favourite recipe(s)**, please do so! They don't need to be from an English speaking world but need to be written or told in English.

I am looking forward to new exciting discoveries!

D.I.Y so we can D.I.O

I usually ask you to learn things. Wouldn't it be nice to switch roles for once?

What can you teach me/us all?

Show us how you **Do It Yourself** so we can **Do It Ourselves**.

Anything you have down to a fine art and are proud of, now is the time and [here is the place](#) to tell us about it ... in English.

Playing and creating word games

Words games are great to learn new vocabulary. They are fun to play but creating word games is also a wonderful challenge. Why not try?

My advice is to concentrate on one type of words or one lexical field at a time for [crosswords](#) and [lexice](#). For [word ladder](#) do not restrict yourself. any 4-letter word is fine.

Song writing (... and singing?)

New lyrics for old tunes

- Do you remember the audience song from the pantomime (*What shall we do with the angry Queenie?*)? Here is a topical version on the same tune:

What shall we do to **get through the lockdown?**

What shall we do to **get through the lockdown?**

What shall we do to **get through the lockdown?**

Play with th English language!

Can you add stanzas to this newversion?

- Do you know the nursery rhyme '*Old McDonald had a farm*'? Here is the beginning of another song on the same tune. How many new stanzas can you

Drawing & illustrating

You are good at drawing? You might like using your talent to complete the following activities and later admire [your creations](#).

Illustrated idioms - when a group of words put together do not have the same meaning as each word taken separately, it can lead to strange, funny representations For example, if I say '**I'll play it by ear**', I do not mean that I will use my ears to play but that '*I will wait and see how the situation evolves, adapt to the changes and act accordingly*'.

What comes to your mind when you read the following expressions? Can you draw what you imagine?

- on cloud nine

"HOME-work" activities: Do 1/2 different activities per week / Faire 1/2 activités différentes par semaine.

Listening	<p>Go to https://breakingnewsenglish.com, choose a subject and do the corresponding activity. Aller sur le site, choisir un sujet et faire l'activité correspondante.</p>	<p>Go to https://listenaminute.com, choose a subject and do the corresponding activity. Aller sur le site, choisir un sujet et faire l'activité correspondante.</p>	<p>Your favorite song: write the lyrics in your English copybook. What is the subject? What news words did you learn? Ta chanson préférée : écris les paroles dans ton cahier d'anglais. De quoi cela parle? Quels nouveaux mots as-tu appris?</p>	<p>Watch a movie trailer on Youtube. Answer the questions: WHAT? WHO? WHERE? WHEN? Regarder la bande annonce d'un film sur Youtube. Puis répondre aux questions : QUOI ? QUI ? OU ? QUAND ?</p>
Speaking	<p>Present an English speaking country: name, location, capital city, inhabitants, language, national anthem, attractions, government, currency, one tradition. Présenter un pays anglophone : nom, localisation, capitale, nb d'habitants, langage, hymne national, choses à faire, gouvernement, monnaie et une tradition.</p>	<p>Go to https://www.marvelhq.com/create-your-own-super-hero and create your superhero. Then, describe him/her (costume, powers, weakness...). Aller sur le site et créer son propre super héros. Savoir le/la décrire à l'oral (costume, pouvoirs, faiblesse...).</p>	<p>Challenge: create a spoof advert. Créer une parodie de publicité en anglais.</p>	<p>Call a friend and play a dialogue. Appeler un/e ami/e et jouer un dialogue.</p>
Writing	<p>Write one sentence or more per day (about your activities, your emotions, the weather...) in a journal. Ecris une phrase ou plus par jour (à propos de tes activités, tes émotions, le temps qu'il fait...) dans un journal de bord.</p>	<p>Write a for and against essay. Think about these questions: -What topic will you write about? -What are the arguments for it? -What are the arguments against it? -What's your opinion about it? Ecris un texte pour et contre en répondant aux questions suivantes: -Quel problème vas-tu aborder ? -Quels sont les arguments pour ? -Quels sont les arguments contre ? -Quelle est ton opinion sur le sujet ?</p>	<p>Write a short story with the title "The surprise". Think about: -the beginning: who are the characters? What situation are they in? -the middle: what problem or difficulty do they have? -the ending: how is the problem or difficulty resolved? Ecris une nouvelle ayant pour titre "La surprise". Il faut : -un début : des personnages, une situation -un milieu : un problème -une fin : résolution du problème</p>	<p>You are going to stay with your Aunt Jen next month. Read this letter from her about your visit. Write a reply and answer all Aunt Jen's questions.</p> <div style="border: 1px solid black; padding: 5px; margin: 10px 0;"> <p>Dear Sam,</p> <p>Your Uncle Dave and I are so glad you're coming to stay with us next month. How long can you stay for? We can pick you up from the airport. Let us know what day and time you're arriving. We've got a beautiful park and beach near our home, and there are several museums too. What would you like to do here?</p> <p>See you soon,</p> <p>Aunt Jen</p> </div> <p>Tu vas passer du temps chez ta tante Jen le mois prochain. Lis cette lettre qu'elle t'envoie à propos de ta visite. Ecris lui en retour et réponds à ses questions.</p>
Reading	<p>Read a <i>Time for Kids</i> magazine (see e-lyco). Lire un magazine <i>Time for kids</i> (voir l'espace de travail e-lyco).</p>	<p>Read an extract from <i>Tintin</i> (see e-lyco). Lire un extrait de <i>Tintin</i> (voir l'espace de travail e-lyco).</p>	<p>Read an extract from <i>Asterix</i> (see e-lyco). Lire un extrait de <i>Asterix</i> (voir l'espace de travail e-lyco).</p>	<p>Read an extract from <i>Hunger Games</i> (see e-lyco). Lire un extrait de <i>Hunger Games</i> (voir l'espace de travail e-lyco).</p>

Mme Zanchi

Français et Anglais

Sur une page

Adaptation des Idées des collègues

Rolande Prézélus

Ready to meet the **greedy** challenge and impress the whole family with French chocolate mendiants?



Identify the kitchen utensils you need...



1.



2.



3.



4.



5.



6.

A bowl
a saucepan
a teaspoon

an oven
parchment paper/ baking sheet paper
a baking sheet

The recipe ingredients...

A black chocolate bar.

Whole almonds, hazelnuts, pistachios, pecan nuts...

Dried apricots, orange peel strips, sultanas, cranberries...

It is just up to you! You do not need all the ingredients!!!



1.....



2.



3.



4.



5.



6.



7.



8.



9.



10.

The recipe

Melt the chocolate bar in double boiler (in a bain marie), which means that you need **to boil** some water in a saucepan .When the water is hot enough, turn off the gas and put a bowl with the **chopped** chocolate on top of the saucepan but do not do it with the gas on. That would **cook** the chocolate. Do not **pour** water **onto** the chocolate: you would **SPOIL** the recipe!

When the chocolate is entirely melted, take the baking sheet and **cover** it with parchment paper/ oven-proof paper/ grease-proof paper.

With a teaspoon carefully **pour** the chocolate **onto** the parchment paper so as to make chocolate circles, as round as possible.

Then **give free rein to** your imagination and decorate with the dried fruits of your choice!!!

Store in the fridge for at least one hour and just **ENJOY** and don't forget to **SHARE** with a nice cup of tea or coffee!





1



2



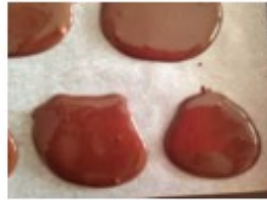
3



4



5



6

YOUR CHALLENGE! Make a short video of the recipe in progress (in English of course!) or explain the recipe graphically but with your own instructions in English or...send your favourite recipe to us with utensils , ingredients and course of action . Use text, pictures, Powerpoint, video...as you wish!

Must be MOUTHWATERING!



Stéphanie
Taranne
Cycle 4.

Pour donner les consignes et expliquer comment utiliser le padlet que j'ai créé, j'ai utilisé Apowersoft qui est un enregistreur d'écran gratuit qui permet de capturer très simplement toutes les activités de l'écran (d'ordinateur) avec l'audio.

Pour ne pas obliger les élèves à télécharger la vidéo, je l'ai publiée sur ma chaîne YouTube et j'ai inséré le lien URL sur le padlet:

<https://youtu.be/RKZOHT1JmFE>

<https://padlet.com/stephanietaranne/d051kozr4wtj>

Le padlet : chaque colonne renvoie à une compétence. Pour chaque compétence, 3 exercices auto-correctifs sont proposés sur le site LearnEnglish Teens du British Council. Les 3 exercices renvoient à un niveau de compétence différent: A1, A2 et B1. **L'élève doit donc choisir la compétence à travailler ainsi que le niveau de compétence qui lui semble le plus approprié.**

Enfin, ce travail **ne fait pas l'objet d'une évaluation sommative** mais chaque élève doit néanmoins me communiquer les scores obtenus pour chaque exercice via un Google form sur le padlet. Le tableau Excel généré par le Google form me permet de garder une trace de l'activité de chaque élève car apparaît: le nom et prénom de l'élève, la classe, la date (à laquelle le Google Form a été rempli), la compétence travaillée, le niveau de compétence travaillé et les scores obtenus.

Un seul de mes élèves n'a pas accès à internet directement. J'envoie donc un dossier compressé contenant tous les documents (téléchargeables sur le site LearnEnglish Teens) par e-mail à l'un



Instructions and tools

HOW TO USE THE PADLET?

Watch the video.



How to use the padlet
by S. Taranne
YouTube

ONLINE DICTIONARY

WordReference

Forums de langues Liens directs vers les dictionnaires Grammaire et usage Conjugateurs de verbes

Outils Word of the Day Listes

WordReference.com

Anglais-Espagnol

LISTENING

Level 1 (A1)



Describing people

Listen to the conversation and do the ex...
britishcouncil

Feedback (Level 1: A1)

LISTENING (A1): Describing people

Feedback

**Required

Prénom *

Your answer

Nom *

Your answer

Classe *

Your answer


LISTENING (A1): Describing people

Feedback

google docs

READING

Level 1 (A1)



A thank-you email

Look at the email and do the exercises t...
britishcouncil

Feedback (Level 1: A1)

READING (A1): A thank-you email

Feedback

**Required

Prénom *

Your answer

Nom *

Your answer

Classe *

Your answer

READING (A1): A thank-you email

Feedback

google docs

WRITING

Level 1 (A1)



At school

Look at the school timetable and do the ...
britishcouncil

Feedback (Level 1: A1)

WRITING (A1): At school

Feedback

**Required

Prénom *

Your answer

Nom *

Your answer

Classe *

Your answer

WRITING (A1): At school

Feedback

google docs

Instructions and tools

HOW TO USE THE PADLET?

Watch the video.



How to use the padlet
by S. Taranne
YouTube

ONLINE DICTIONARY

WordReference

WordReference.com

Anglais-Espagnol

LISTENING

Level 2 (A2)



Tour of London
Take a tour of London by listening to this...
britishcouncil

Feedback (Level 2: A2)

LISTENING (A2): TOUR OF LONDON

Feedback

*Required

Name *

Your answer

Name *

Your answer

Class *

Your answer

LISTENING (A2): Tour of London
Feedback
google docs

READING

Level 2 (A2)

6	The highest mountain on Earth is 8,850 m high. That's a long way to climb to the top. Which mountain is it? A. Mount Blanc in the Alps B. Mount Everest in the Himalayas C. Mount Kenya in Kenya
7	The longest river in the world is 6,350 km long. That's more than the distance between London and New York. Which river is it? A. The Amazon B. The Loire C. The Nile
8	The largest volcano in the world is called Mauna Loa. Where is it? A. Hawaii B. Japan C. Iceland
9	The highest waterfall in the world, Angel Falls, is 979 m high. That's a big drop. Where is it? A. Brazil B. USA C. Venezuela

About the Earth
Look at the quiz and answer the questions...
britishcouncil

Feedback (Level 2: A2)

READING (A2): ABOUT THE EARTH

Feedback

*Required

Name *

Your answer

Name *

Your answer

Class *

Your answer

READING (A2): About the Earth
Feedback
google docs

WRITING

Level 2 (A2)

Hi Eric!
We're having a great holiday here in Scotland. We're staying in a hotel in the centre of Edinburgh. It's got a swimming pool but it's too cold to swim! There are lots of things to do. The people are very friendly, but sometimes I can't understand them.
Last week we went to Loch Ness but we didn't see the monster, unfortunately. Scotland is very beautiful but the weather is awful. It's very cold and windy and it rains every day!

Eric Johnson
32 Lake Avenue
Brighton
BN1 2AQ

A postcard from Scotland
Read about Jenny's holiday in Scotland and...
britishcouncil

Feedback (Level 2: A2)

WRITING (A2): A postcard from Scotland

Feedback

*Required

Name *

Your answer

Name *

Your answer

Class *

Your answer

WRITING (A2): A postcard from Scotland
Feedback
google docs



Instructions and tools

HOW TO USE THE PADLET?

Watch the video.



How to use the padlet by S. Taranne
YouTube

ONLINE DICTIONARY

WordReference



LISTENING

google docs

Level 3 (B1)



Celebrations
Listen to the speakers and do the exercis...
britishcouncil

Feedback (Level 3: B1)

LISTENING (B1): Celebrations

Feedback
*Required

Prénom *

Your email

Nom *

Your email

Classe *

Your email

LISTENING (B1): Celebrations
Feedback
google docs

READING

google docs

Level 3 (B1)



Travel guide
Look at this guide for tourists visiting Cal...
britishcouncil

Feedback (Level 3: B1)

READING (B1): Travel guide

Feedback
*Required

Prénom *

Your email

Nom *

Your email

Classe *

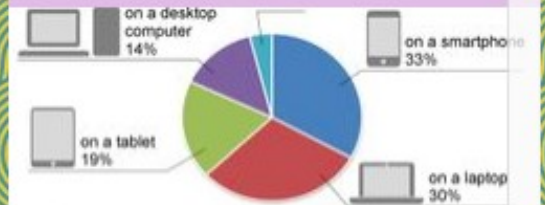
Your email

READING (B1): Travel guide
Feedback
google docs

WRITING

google docs

Level 3 (B1)



This graph shows the results of a survey in which people aged 16 and over were asked about their preferred

Writing about a pie chart
Look at the pie chart, exam question and...
britishcouncil

Feedback (Level 3: B1)

WRITING (B1): Writing about a pie chart

Feedback
*Required

Prénom *

Your email

Nom *

Your email

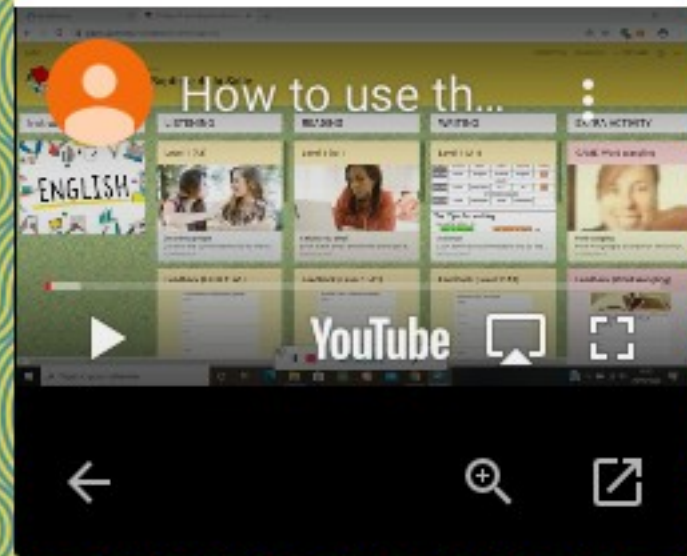
Classe *

Your email

WRITING (B1): Writing about a pie chart
Feedback
google docs

HOW TO USE THE PADLET?

Watch the video.



Stéphanie Clabaux










Le lien du padlet Let's Get Creative!,

<https://padlet.com/stephanieleroux3/zcztebpggbxf>

padlet

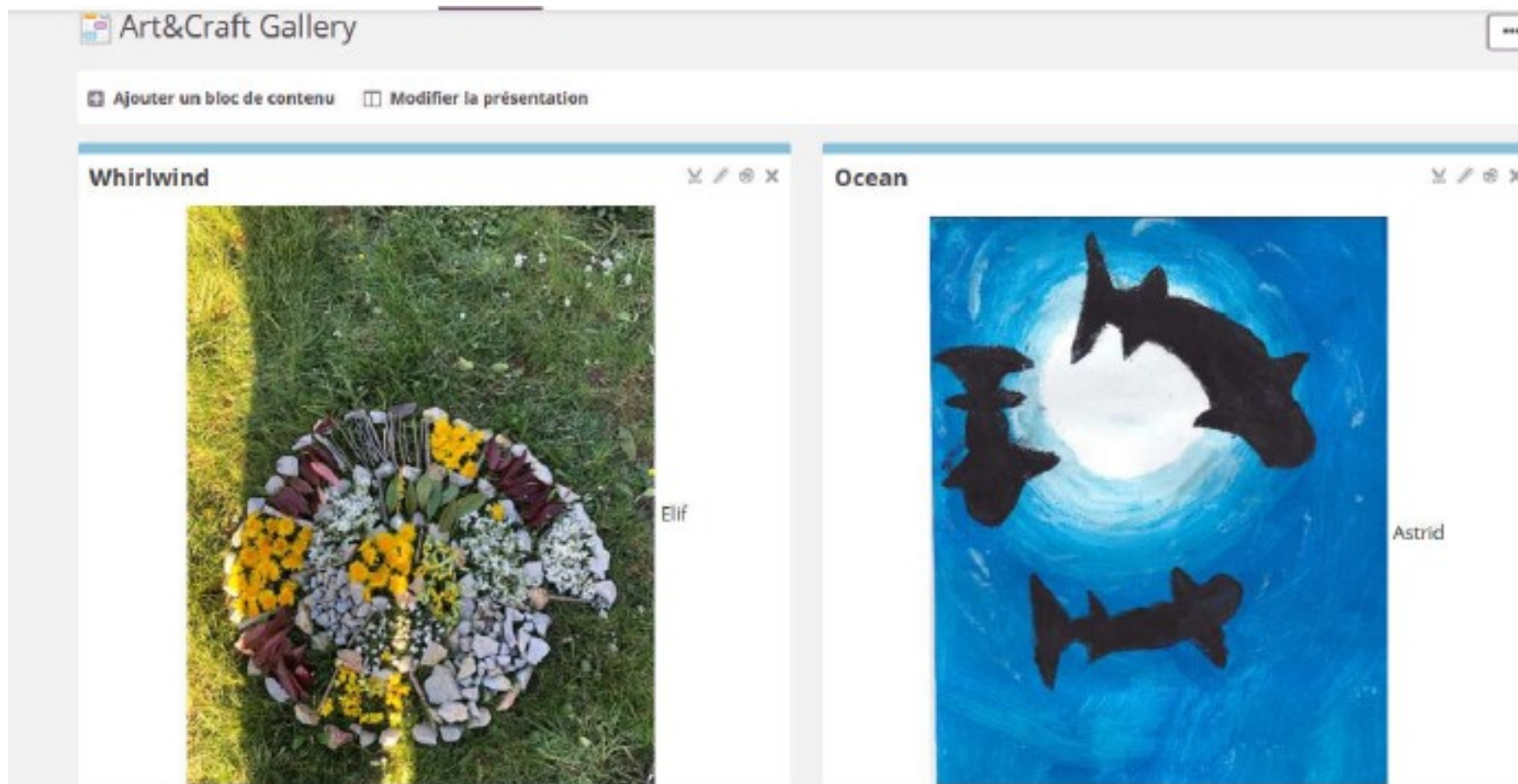
stephanieleroux3 · 63

Let's Get Creative!
made with imagination

Sites d'activités manuelles	Projets divers	Créations à partir d'emballages	Projets en papier	Dessin
<p>DIY Kids Craft</p> <p>An interesting website, check the dream catchers projects!</p>  <p>Quick DIY Kid Crafts DIY Projects Craft L... By Lauren J Looking for DIY kids crafts y... diy projects craft ideas & how to's for home d...</p>	<p>Rainsticks/ Bâtons de pluie</p> <p>Watch this tutorial and make your own rainstick! Have fun!</p>  <p>How to Make a Rainstick Craft for Kids by Moose Mischief YouTube</p>	<p>DIY Birdfeeder/ Mangeoires pour oiseaux</p> <p>This is so easy!</p>  <p>DIY Birdfeeder By Yolanda Machado YouTube</p> <p>Milk Carton Craft: DIY Birdfeeder by Yolanda Machado YouTube</p>	<p>Paper Spinners/ Roues de couleurs</p> <p>Have fun making paper spinners!</p>  <p>Cardboard Spinner DIY Summer Kids Cr... by Pop's Art YouTube</p>	<p>Kids Make Comics/ C de personnages de BI</p> <p>Watch the video and use imagination to create your comic character!</p>  <p>Kids Make Comics#1: Simple Hey Kids! Join cartoonist Dav YouTube</p>
<p>DIY Craftsy</p> <p>Check the fabric flowers tutorials!</p> 	<p>Dreamcatchers/ Attrape rêves</p> <p>A super easy way to make dreamcatchers! Enjoy!</p> 	<p>DIY Birdfeeder/ Mangeoires pour oiseaux</p> <p>Watch this video and choose the birdfeeder you want to make!</p> 	<p>Origami</p> <p>Watch this origami dog tutorials, then do your best!</p> 	<p>Stickmen/ Bonhomme bâtons</p> <p>This is so fun! Have a try</p> 

Les titres en français pour les parents

espace de travail d'Elyco : une Art and Craft Gallery accessible par tous les élèves du collège.



It's springtime!

Allez vous balader dans votre quartier (en respectant les règles du confinement).

Prenez en photo une fleur ou une branche chaque jour ou chaque semaine...

Ou un coucher du soleil à la même heure, chaque jour ou chaque semaine...

Décrivez... Comparez... contrastez...

Exprimez vos sentiments... vos sensations...



99 ways to say « very good »

You're on the right track now!

You've got it made.

Super!

That's right!

That's good.

You're really working hard today.

You are very good at that.

That's coming along nicely.

Good work!

I'm happy to see you working like that.

That's much, much better!

Exactly right.

I'm proud of the way you worked today.

You're doing that much better today.

You've just about got it.

That's the best you've ever done.

You're doing a good job.

You did it that time!

That's not half bad.

Nice going.

You haven't missed a thing!

Wow!

That's the way!

Keep up the good work.

Terrific!

Nothing can stop you now.

That's the way to do it.

Sensational!

You've got your brain in gear today.

That's better.

That was first class work.

Excellent!

That's the best ever.

You've just about mastered it.

Perfect!

That's better than ever.

Now you've figured it out.
That's quite an improvement.
Great!
I knew you could do it.
Congratulations!
Not bad.
Keep working on it. You're
improving.
Now you have it!
You are learning fast.
Good for you!
Couldn't have done it better
myself.
Aren't you proud of yourself?
One more time and you'll have it.
You really make my job fun.
That's the right way to do it.
You're getting better every day.

Much better!
Wonderful!
You must have been practicing.
You did that very well.
Fine!
Nice going.
You're really going to town.
Outstanding!
Fantastic!
Tremendous!
That's how to handle that.
Now that's what I call a fine job.
That's great.
Right on!
You're really improving.
You're doing beautifully!
Superb!
Good remembering.
You've got that down pat.
You certainly did well today.

Keep it up!
Congratulations. You got it right!
You did a lot of work today.
Well, look at you go.
That's it.
I'm very proud of you.
Marvelous!
I like that.
Way to go!
Now you have the hang of it.
You're doing fine!
Good thinking.
You are really learning a lot.
Good going.
I've never seen anyone do it better.
Keep on trying.
You outdid yourself today!
Good for you!
I think you've got it now.

That's a good (boy/girl).
Good job, (person's name).
You figured that out fast.
You remembered!
That's really nice.
That kind of work makes me happy.
It's such a pleasure to teach when you work like that.
I think you're doing the right thing.

Il y aura un webinaire tous les mardis à 14h (sauf les vacances). N'hésitez pas à m'envoyer :

- vos bonnes idées
- des exemples de productions d'élèves réussies.

Merci à tous les professeurs pour leurs excellentes idées!

Bonnes vacances!